



INTELLIGENT



INNOVATIVE
DESIGN



EASY
TO INSTALL



SMART
THINGS

Ditec **DAS200**
DAS200HD
DAS200T

Automation
for commercial
sliding doors

Smart and charming



Intelligent

The Ditec DAS operator is conceived to cater for all possible applications with **precision** and in **complete safety**


- **Smart start-up** mode with **self-acquisition function**, including automatic detection and recognition of:
 - Passage opening
 - Door weight
 - Presence and type of lock devices (standard and anti-panic)
 - Emergency and backup batteries
- Superior **energy efficiency** with a **switching power supply unit** offering a wide range of operating voltages
- **Digital programming** with over 90 parameters including **speed**, **timer**, **position** and **emergency function parameters**



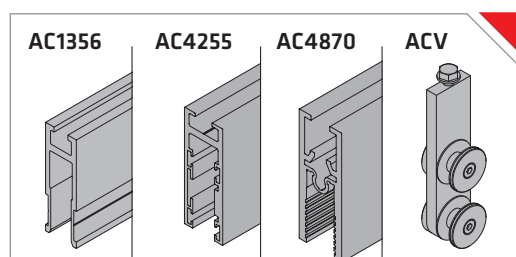
Innovative design

Ditec DAS is designed with the ambitious goal to be an **extremely elegant door system** but at the same time **modular** and **practical**

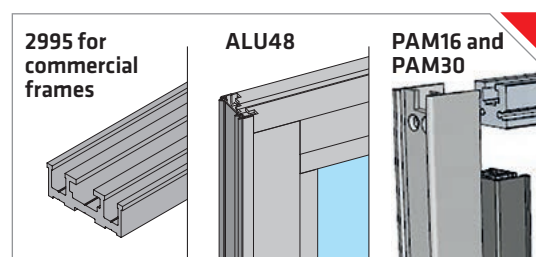
- The **arrow design** on the front creates a **distinctive identity** that is easily recognizable and gives the product a **slim** (120 mm height of cover) and elegant look
 - The horizontally breakline creates a bold and **strong brand image**
- The Ditec DAS design is intended to **make customers' lives easier** and to **optimise stock** management and logistics
- Just **one casing** for all the operators of the DAS200 family
 - A **practical rear beam**, which matches with the main casing, for a fast and safe **telescopic** door installation, reducing the complexity of the old stock
 - The **same carriage unit** and **door holder** for all applications (Ditec framed and glass panel doors, commercail doors)
 - Steel lateral heads for a **secure mechanical connection** to the casing **and an elegant look**



GLASS WING



FRAMED WING



High tech, easy way




Easy to install

A professional and extremely simple and quick to fit automation system which **significantly saves installation time**

- **FAST & SAFE** system to fix main components to beam
- **Simple and easily accessible** mechanical adjustment of components such as the carriage, door holder, locking device and drive belt
- Dedicated **PLUG & PLAY** connectors for all main components, such as the power supply unit, electrical board and motor

➤ Dedicated **PLUG & PLAY** connectors for accessories such as batteries and **sensors** (both opening and safety sensors and safety sensors only)

➤ **EASY ACCESS** for installing and service action due to a **rotating mechanism** that allows the cover to be opened simply and quickly



Smart things

Ditec offers two different **App** based solutions - one of the **end user** and one for the **installer** - for a smart management and control of DAS automatic doors.

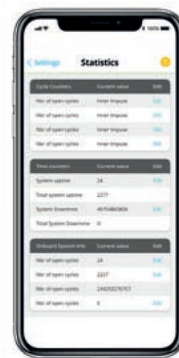

DITEC DOOR CONNECT



Free App available on Play Store and App Store.

For use with latest generation Bluetooth® wireless technology-equipped COM501 and COM502 function-selectors, offering the **end user** access to the following features:

- 5 functions, including **RESET**
- Download and send **events** and **statistics log**
- Download and send **error log**
- Add and manage **App users** (up to 7)
- Manage setting of **partial opening** and **timer-controlled automatic closing parameters**
- **People count** and **flow control management**

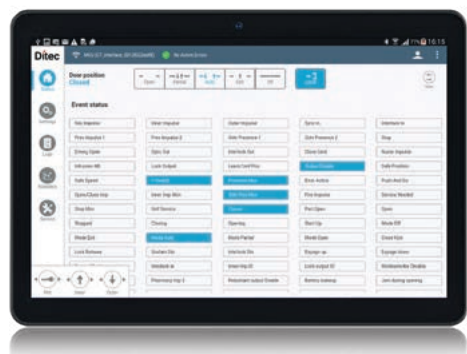


SLIDER CONFIGURATION TOOL



An **advanced software** (DAS900CT) **for installers**, allowing the **complete configuration** and management of DAS200 doors from a tablet or handheld device (requires DAS900CTI interface). This software offers the **installer** the following features:

- Usage of 5 controller functions, including **RESET**
- **Configure all parameters** of the control panel
- Download and upload **preset parameter configurations**
- Manage **events** and **errors log**
- Manage complete **statistics log**
- Manage and schedule **maintenance**



Top quality in any detail

STURDY AND ELEGANT


Steel lateral head

ENERGY SAVING

Wide-range switching power supply
100 ÷ 240 Vac, -10%/+10%; 50/60 Hz
unit available in 75 W and 150 W variants

HIGH-END COMPONENTS

DUNKERMOTOREN™
ND and HD gearmotors
with built-in encoder



SILENT

Anodized aluminum track
for carriage with
noise-dumping seal

TIME-SAVING & ERROR FREE

PLUG & PLAY connectors for
Ditec range of sensors

WIDE RANGE OF SETTINGS

PLUS MODULE

- ✓ "Nurse" impulse
- ✓ Opening impulse
- ✓ Closure impulse
- ✓ Fire alarm impulse
- ✓ Emergency open impulse
- ✓ Relay output

DIGITAL & CONNECTED


Control panels with digital display and navigation menu with 4 buttons

HIGH PERFORMANCE AND LONG LASTING

Carriage with adjustable centre wheel (anti-derail device) and double ball bearing for each wheel

STOCK REDUCTION

Mounting plates for Ditec framed wing, Ditec glass wing and commercial wings



ALL AROUND APPLICATIONS

Standard, anti-panic and bistable door locking devices complete with brackets

SAFE

Emergency 12 Vdc and back-up 24 Vdc batteries

ELEGANT

Built-in release handle

Superior performance

Ditec DAS200 is designed around the needs of **convenience** and **safety** of all customers, using the **most advanced technologies** and **premium** materials and components. Because of that, it can also offer great performances in terms of **clear passage opening**, **maximum weight of the wings**, which can be mounted on DAS200, and **opening** and **closing time** performances.



FROM EXTRA-NARROW TO EXTRA-WIDE

With the DAS200 family of sliding door solutions, you can cover an **extremely wide range** of applications, including extremely narrow passages or ultra-wide openings:

- DAS200/DAS200HD from 715 mm to 3,240 mm
- DAS200T from 1,100 mm to 4,320 mm



HEAVY WEIGHT CHAMPION

DAS200 allows you to choose conveniently among a variety of frames systems and offers **different performance levels** in terms of wings weight; this means the new operator can easily match all applications:

- DAS200 up to 120 kg for 1 wing and 200 kg for 2 wings
- DAS200HD up to 150 kg for 1 wing and 280 kg for 2 wings
- DAS200T up to 240 kg for 1+1 wings and 320 kg for 2+2 wings

AS FAST AND QUIET AS YOU NEED IT

DAS200 control unit comes with an **innovative software**, dynamically controlling all parameters to **maximize the opening and closing performance** for every door weight combination.

In practice, DAS200 features one of the fastest acceleration and deceleration ramps, which result in **record opening time**. Thanks to its **motion control**, the adoption of a **noise dumping seal** and the perfectly even surface of the aluminum track for trolleys, DAS200 is a **super-silent operator**, perfect also for quiet environments and working places.

DAS200, A GREEN CHOICE



- **RoHS 2011/65/EU directive:** restriction of hazardous substances
- **1907/2006/EC REACH:** Registration, Evaluation, Authorisation and Restriction of Chemicals
- **Switching power supply unit** for lower energy consumption
- Packaging made with **sturdy** and **environmentally sustainable** compressed paper
- **QR Code** for downloading manuals simply and quickly



New design, new accessories



- ▶ **COM501MKS**
Mechanical function-selector
with key operation



- ▶ **COM501MHS**
Mechanical function-selector
with handle operation



- ▶ **COM502ES**
Electronic capacitive touch function-selector
with Bluetooth® module



- ▶ **COM501ES**
Electronic capacitive touch function-selector
with Bluetooth® module and RJ45 plug
for Configuration Tool



- ▶ **DAS900CTI**
Bluetooth® interface for direct connection
between the Control Panel
and the Slider Configuration tool



- ▶ **COM500ES**
Digital electronic
function-selector



- ▶ **COM500ER**
Digital electronic function-selector
with security key



- ▶ **COM502ER**
Electronic function-selector
with capacitive «touch» push buttons,
protection key (Euro cylinder)
and Bluetooth® module



- ▶ **DAS11M8**
N° 4 fixing plates (n° 2 wings)
for AC1356, PAM16 and PAM30



- ▶ **DAS35M8**
N° 4 fixing plates (n° 2 wings)
for PAMH60



- ▶ **DAS18M8**
N° 4 fixing plates (n° 2 wings)
for AC4255 and AC4870



- ▶ **DAS40M8**
N° 4 fixing plates (n° 2 wings)
for ALU48

FULL COMPLIANCE WITH EUROPEAN DIRECTIVES AND STANDARDS

- ▶ **2006/42/EC** - Machinery Directive
- ▶ **2014/30/EU** - Electromagnetic Compatibility Directive
- ▶ **2011/65/EU** - RoHS Restriction of Hazardous Substances
- ▶ **1907/2006/EC** - REACH Registration, Evaluation, Authorisation and Restriction of Chemicals
- ▶ **EN 16005** - Powered pedestrian door
- ▶ **DIN 18650 - 1 and 2** - Powered pedestrian door
- ▶ **EN 60335 - 1 and 2** - Safety electrical appliances
- ▶ **EN ISO 13849 - 1** - Safety of machinery





TECHNICAL SPECIFICATIONS

	DAS200	DAS200HD	DAS200T
Description	automation for sliding doors	automation for sliding doors	automation for telescopic sliding doors
Max. wing weight	120 kg (1 wing) 200 kg (2 wings)	150 kg (1 wing) 280 kg (2 wings)	240 kg (1+1 wings) 320 kg (2+2 wings)
Clear passage	715 - 3215 mm (1 wing) 790 - 3240 mm (2 wings)	715 - 3215 mm (1 wing) 840 - 3240 mm (2 wings)	1103 - 4320 mm (1+1 wings) 1600 - 4320 mm (2+2 wings)
Product dimensions (HxWxL)	120 x 185 x L mm	120 x 185 x L mm	120 x 265 x L mm
Max. opening and closing speed (2 wings)	1.6 m/s	1.6 m/s	1.6 m/s
Power supply	100 ÷ 240 Vac, -10%/+10%; 50/60 Hz	100 ÷ 240 Vac, -10%/+10%; 50/60 Hz	100 ÷ 240 Vac, -10%/+10%; 50/60 Hz
Power supply rated power	75 W	150 W	150 W
Accessories power supply	24 Vdc/0.64 A	24 Vdc/1 A	24 Vdc/1 A
Protection rating	IP20	IP20	IP20
Approvals	TÜV	TÜV	TÜV
Control panel	1DAS20QE	1DAS20HDQE	1DAS20HDQE

MAIN FUNCTIONS

	DAS200	DAS200HD - DAS200T
Control panel	1DAS20QE	1DAS20HDQE
Power supply	100 ÷ 240 Vac, -10%/+10%; 50/60 Hz	100 ÷ 240 Vac, -10%/+10%; 50/60 Hz
Batteries	12 Vdc or 24 Vdc (optional)	12 Vdc or 24 Vdc (optional)
Hold force adjustment	■	■
Obstacle detection (stop while opening or reverse while closing)	■	■
Automatic passage opening width selection (depending on the flow of people)	■	■
Hold open time	0 - 60 s	0 - 60 s
Presence hold open time	0 - 60 s	0 - 60 s
Interlock function	■ (optional with DAS902MP)	■ (optional with DAS902MP)
Opening safety function (speed limiting)	■	■
Battery energy saving function in case of power failure	■	■
Emergency reverse with presence sensor	■ (compliant with EN 16005)	■ (compliant with EN 16005)
Safety test and safety monitoring function	■ (compliant with EN 16005)	■ (compliant with EN 16005)
Independent opening / closing commands	■ (optional with DAS902MP)	■ (optional with DAS902MP)
"Nurse" function	■ (optional with DAS902MP)	■ (optional with DAS902MP)
"Fire alarm" function	■ (optional with DAS902MP)	■ (optional with DAS902MP)
Emergency opening function	■ (optional with DAS902MP)	■ (optional with DAS902MP)